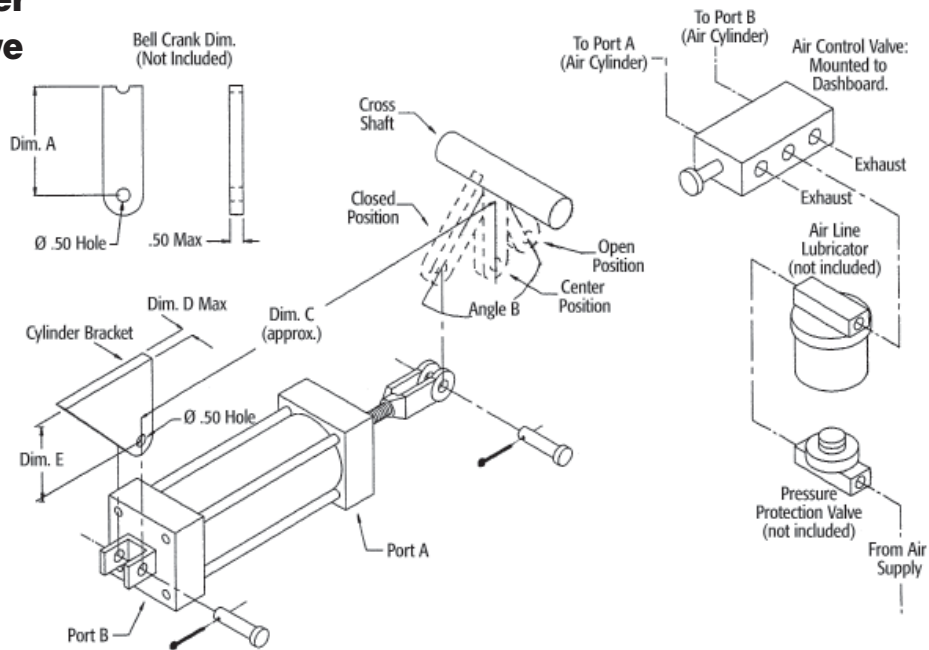
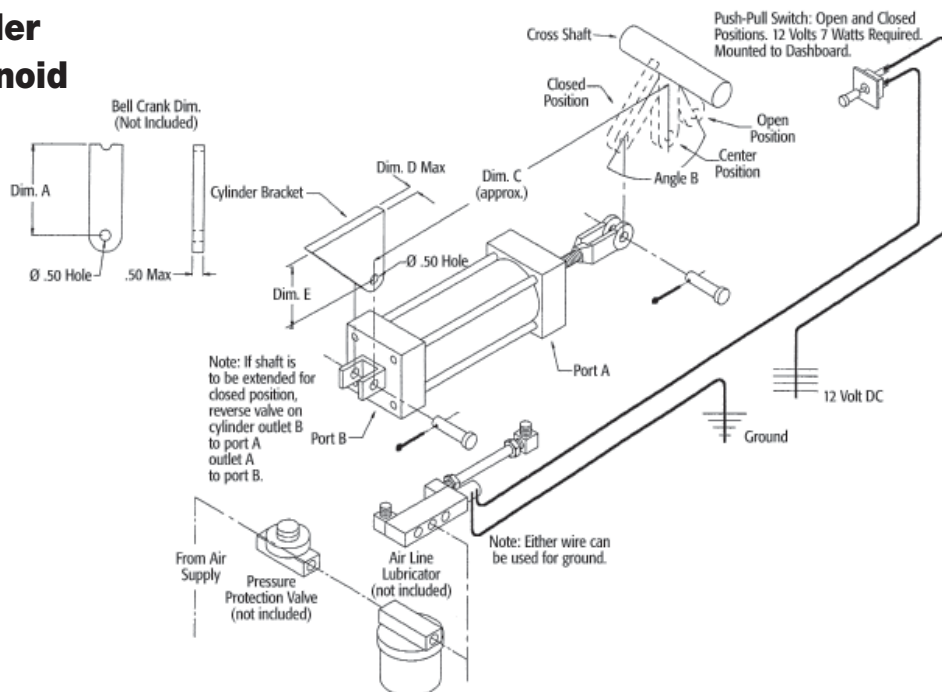


# Installation Instructions

## Tailgate Air Cylinder with Push Pull Valve



## Tailgate Air Cylinder with Electric Solenoid



### Bill of Materials

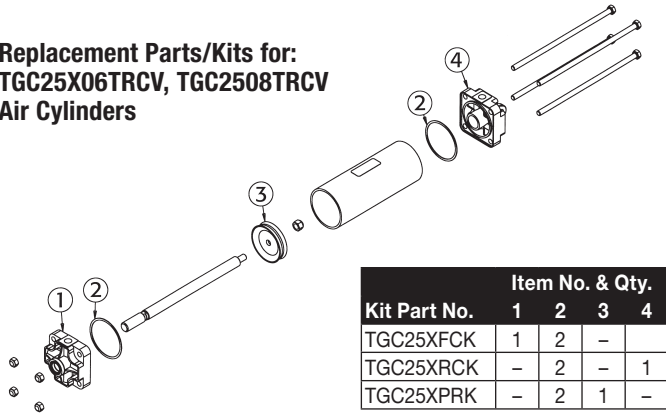
PART NO.	AIR CYL. STROKE	DIM. A	ANGLE B	DIM. C	DIM. D	DIM. E
TGC25006V	6"	4.2"	91°	17.25"	.50"	2.25"
TGC25008V	8"	5.6"	91°	20.25"	.50"	2.25"
TGC32506V	6"	4.2"	91°	18.25"	.50"	3.00"
TGC32508V	8"	5.6"	91°	21.25"	.50"	3.00"
TGC25X06TRCV	6"	4.2"	91°	16.00"	.38"	2.25"
TGC25X08TRCV	8"	5.6"	91°	18.00"	.38"	2.25"
TGC35X06TRCV	6"	4.2"	91°	17.50"	.50"	3.00"
TGC35X08TRCV	8"	5.6"	91°	19.50"	.50"	3.00"

This kit and/or cylinder is designed to allow remote cab opening and closing of the tailgate locking mechanism on a dump body.

Use the following steps to install the air cylinder to the underside of the dump body:

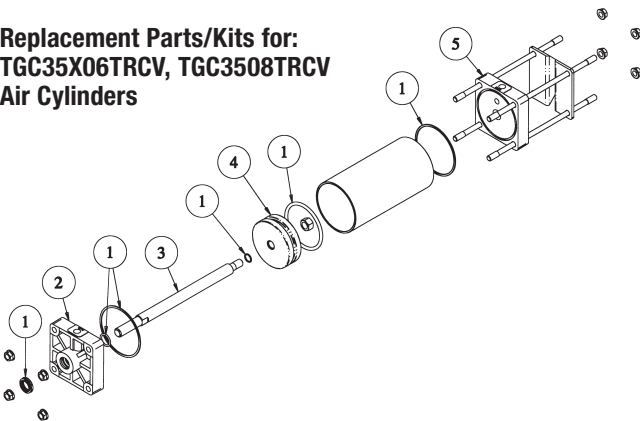
- Construct a bell crank and cylinder bracket using A and E dimensions shown on the table. The bell crank length must cause the shaft to rotate to the "over center" position throughout the full travel of the air cylinder's stroke. This will mechanically lock the tailgate. The air pressure will not lock the tailgate. The "over center" position of the tailgate latches provides mechanical locking.
- Align the bell crank and cylinder bracket with the centerline of the air cylinder. This prevents unnecessary torque and twisting of the air cylinder mounts.
- Weld the bell crank to the cross shaft of the dump body as well as the cylinder bracket to the under side of the dump body. Use the C dimension listed in the table for proper spacing.
- Connect the air cylinder to the bell crank and cylinder bracket with two clevis pins.
- Route the air line tubing and switch wires around the hinging action at the rear of the dump body.
- Mount the switch in a convenient location on the dashboard in the cab of the truck.
- Buyers Products Co. recommends that the truck's air line system is equipped with an air line lubricator and a pressure protection valve to promote proper and safe operation as well as extending life for the air cylinder and control valve.

**Replacement Parts/Kits for:  
TGC25X06TRCV, TGC2508TRCV  
Air Cylinders**



Kit Part No.	Item No. & Qty.			
	1	2	3	4
TGC25XFCK	1	2	-	
TGC25XRCK	-	2	-	1
TGC25XPRK	-	2	1	-

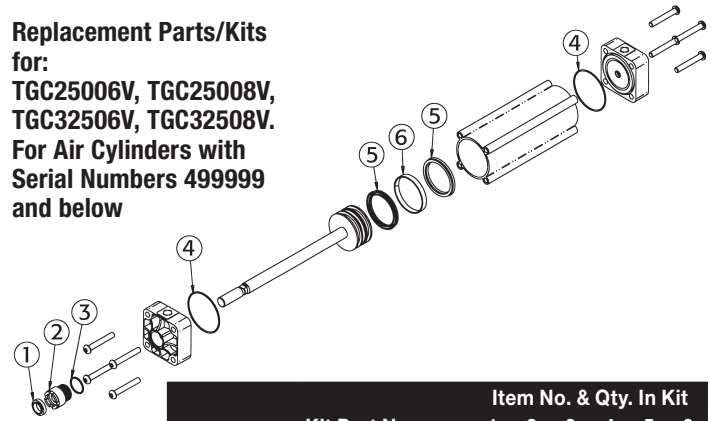
**Replacement Parts/Kits for:  
TGC35X06TRCV, TGC3508TRCV  
Air Cylinders**



Cylinder Part No.	Replacement Kit Part Number				
	1*	2	3	4	5
TGC35X06TRCV	TGC35XSK	TGC35XFC	TGC35X06R	TGC35XP	TGC35XRC
TGC35X08TRCV	TGC35XSK	TGC35XFC	TGC35X08R	TGC35XP	TGC35XRC

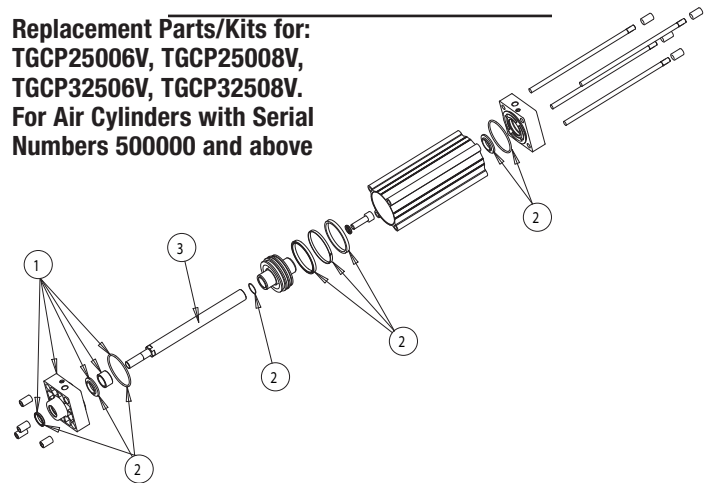
\*Seal kit is needed for proper replacement of any other component

**Replacement Parts/Kits for:  
TGC25006V, TGC25008V,  
TGC32506V, TGC32508V.  
For Air Cylinders with  
Serial Numbers 499999  
and below**



Kit Part No.	Item No. & Qty. In Kit						
	1	2	3	4	5	6	
Kits for 2½" Air Cylinders	TGC25008CKRK	1	-	1	2	2	1
Kits for 3¼" Air Cylinders	TGC32508CKRK	1	1	1			
	TGC32508CKRK	1	-	1	2	2	1
	TGC32508CKRK	1	1	1			

**Replacement Parts/Kits for:  
TGCP25006V, TGCP25008V,  
TGCP32506V, TGCP32508V.  
For Air Cylinders with Serial  
Numbers 500000 and above**



Item No.	Part No.	Description
Kits For 2½" Air Cylinders 6" Stroke	1	3010060 Front Cap With Seals and Tube Gaskets
	2	3010061 Complete Seal and Gasket Kit
	3	3010090 Replacement Cylinder Rod
Kits For 3¼" Air Cylinders 6" Stroke	1	3010063 Front Cap With Seals and Tube Gaskets
	2	3010064 Complete Seal and Gasket Kit
	3	3010099 Replacement Cylinder Rod
Kits For 2-1/2" Air Cylinders 8" Stroke	1	3010060 Front Cap With Seals and Tube Gaskets
	2	3010061 Complete Seal and Gasket Kit
	3	3009604 Replacement Cylinder Rod
Kits For 3-1/4" Air Cylinders 8" Stroke	1	3010063 Front Cap With Seals and Tube Gaskets
	2	3010064 Complete Seal And Gasket Kit
	3	3009380 Replacement Cylinder Rod

**WARRANTY**

Buyers Products Co. warrants all truck/trailer hardware manufactured or distributed by it, to be free from defects in material and workmanship for a period of one year from date of shipment. Parts must be properly installed and used under normal conditions. Any product which has been altered, including modification, misuse, accident or lack of maintenance will not be considered under warranty. Normal wear is excluded. The sole responsibility of Buyers Products Co. under this warranty is limited to repairing or replacing any part or parts which are returned, prepaid, and are found to be defective by Buyers Products Co. Authorization from Buyers Products Co. must be obtained before returning any part. No charges for transportation or labor performed on Buyers' products will be allowed under this warranty.